

TOWERS



DISCREET SPEECH PROTECTORS

A speech protector that is both discreet and very efficient. The design of the TOWERS Speech Protectors set does not disrupt the meeting as it resembles a speaker. Not only are the speech protectors made of quality oak wood and look like a luxury home theatre audio speakers, but they also protect you from leaks. The set is also available in several colours, from which you can choose as you like.



A truly discreet set of TOWERS Speech Protectors set in the form of a large speaker. Thanks to this ingenious camouflage, no one will ever suspect its true purpose and your meetings will remain undisturbed.

The TOWERS Speech Protectors has the largest effective range of all our speech protector – it protects up to a distance of 7-50 meters (23 - 164 ft). It combines ultrasonic noise, which blocks all the microphone devices in the vicinity, together with acoustic noise. This combination provides the cutting-edge technology and the best possible protection against eavesdropping. Another advantage is the possibility to record your own voice, which the jammer then generates to overlap your conversation.

Single speech protector specifications

- > Ultrasonic noise effectively protects against recording devices, but does not disrupt the course of the meeting.
- > Ultrasonic noise of one speech protector reliably blocks microphone devices in a range up to 7 meters (23ft), protecting you against eavesdropping.
- > The acoustic noise generator effectively overlaps your conversations so no one is able to eavesdrop with a stethoscope or a laser microphone.
- > The speech protector can generate your own pre-recorded voice as acoustic noise.
- > You can set different levels of intensity and modes of the interference.



The jammer completely overwhelms the microphones.



Combination of acoustic and ultrasonic noise provides the best protection against eavesdropping.



App available for Android and iOS

More powerful acoustic noise

Acoustic noise protects especially against laser and stethoscope microphone. Acoustic noise thus easily protects you from eavesdropping through a window panes, through a wall, or by a third person from a distance. In contrast to ultrasonic noise, acoustic noise is audible to the normal ear. It works by overlaying your conversation by randomly generating words. You can even record your own voice into the speech protector as an acoustic noise.

Features of Ultrasound

It protects against eavesdropping through the wall with a stethoscope microphone, and even prevents eavesdropping through window panes with a laser microphone. Acoustic noise provides an additional level of protection against eavesdropping based on technology other than conventional microphones. It protects, for example, against a third party who would like to eavesdrop on you from afar. Acoustic noise generates different voices, which you can also record into the speech protector. These then overlay the conversation itself – so they are audible to others.

Additional Information

- ✓ Set of 4 pieces
- ✓ Enhanced software
- ✓ Enhanced processor
- ✓ App available for iOS and Android
- ✓ It is the successor of the EO-3 MAX model
- ✓ Possibility to choose the colour of the model, according to our catalogue

Easy to Use

Our TOWERS discreet jammer is easy to use. Just place it where you expect eavesdropping. Remember that the effective distance at which the jammer will protect your conversation is a maximum of 7 metres when using ultrasound, and up to 50 metres for acoustic noise. You don't need to configure anything complicated. Simply plug the jammer into electricity and operate it with a few buttons or a remote control.

Instructions for Use

Place the TOWERS discreet speech protector where you expect to eavesdrop on a potential meeting participant. Simply plug the device into electricity and then you can turn on the ultrasonic noise, as well as switch between different modes. The speech protector looks like an ordinary speaker, it is advisable to place it, for example, in the corner of the room – with a range of up to 7 meters, it will reliably protect you from information leakage through eavesdropping.

A: Quiet ultrasound – suppresses high-quality voice recorders.

B: Device off - protection is off.





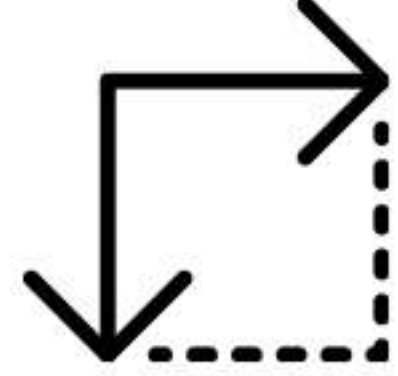


C: Ultrasound and quiet acoustic noise - the main operating mode in which you can negotiate comfortably and be protected against all types of listening devices.

D: Ultrasound and loud acoustic noise - the maximum protection mode used in case you need to fully protect the information at the cost of reducing your negotiating comfort.

If you need to record your own voices into the TOWERS to generate acoustic noise, press and hold the volume button (also the on/off button) on the back of the speaker for 5 seconds. The LED above the button will then flash. While the LED is flashing, speak any text for at least 5 minutes. Then press the volume button again and the recording will stop, the LED will stop flashing. You are now ready for use.

- ✓ Digital and analog voice recorders.
- ✓ Voice recorders in mobile phones.
- ✓ Eavesdropping remotely through windows using laser and stethoscope microphones.
- ✓ Built-in and directional microphones.

Single speech protector specifications

	Weight 6,7 kg
	Range Acoustic noise up to 30 meters* Ultrasound up to 7 meters*
	Intensity of ultrasonic interference 110 × 128-132 dB
	Output of acoustic interference 9W
	Dimensions 19 cm × 113,5 cm × 19 cm
	Jack 3,5 mm**
	Colours Several colours to choose from

*Each device can have an individual range.

**An external speaker can be connected for better acoustic quality.

Safety information

Make sure that the supply voltage corresponds to the voltage specified in the documentation.

Please **comply with the following safety precautions:**

- Avoid contact with water and areas of high humidity at all times. The device should not be exposed to dripping and/or splashing water. When cleaning the device use dry materials only. Make sure to protect the equipment from rain.
- Do not use the device in areas with extreme temperatures. We recommend using it in an environment with temperature between 0° and 45°. Do not install the device near heat sources.
- Avoid contact with parts that conduct electricity. Please, do not remove the cover or casing of the device in any way to avoid the risk of electric shock.
- In case there is a ventilation opening on the device, make sure it does not get blocked.
- Use only accessories that were specified and supplied by the manufacturer.
- Make sure to not place the device on top of other electronic devices or place electronic equipment on top of the supplied device.
- Do not place the device close to your ears. It emits high frequency sounds that may damage your hearing. Prolonged use of the device at high volume may cause hearing damage. Use the device only when necessary and at the appropriate volume.
- Do not tamper with the power cord in any way. If the power cord is mechanically damaged, stop using the device immediately. Mechanically damaged cables, ruptured insulation or frayed cables pose a risk of electric shock and also risk of fire.
- If necessary, have the equipment serviced by qualified personnel and do not attempt to repair the device yourself.
- Be wary of open flame – the equipment is made of flammable materials. Never bring it close to an open fire.

The electrical plug must remain easily accessible in case of an emergency shutdown. Do not overload the sockets with the plugged device.

Important

When using the ultrasonic noise generator to overwhelm all microphones in the vicinity, certain limitations may arise due to the laws of physics. Some of the microphone designs may be more susceptible to be jammed than others. Therefore, the effectiveness may be different for each of the designs. The maximum effective range of the generator can therefore also vary by up to several times depending on the type of the microphone. Additionally, the generated ultrasonic noise can bounce off different surfaces and is unable to penetrate most materials to any greater depth. It is recommended to use a sufficient number of devices and then position them appropriately in the room to ensure the best possible protection of privacy during meetings.

For the best possible protection, we recommend using the acoustic noise function which allows you to record your own voice in your own language and overlap your conversation with it. The recorded voice is then randomly generated to create a sound barrier against eavesdropping via a stethoscope and laser microphones. Additionally, it protects against the most cutting-edge forensic cleaning technologies.

Although the device does not guarantee a 100% jamming effectiveness, it greatly outperforms competing solutions.

Due to its configuration, it can guarantee high effectiveness when used against microphones on devices such as dictaphones, wiretaps and seismic microphones, computer microphones, headsets, cameras and mobile phones.



CATALOGUE OF COLOURS

FOR TOWERS AND SAFEBOX



CONTENTS

SOLVENT-BASED DYES.....	1
XM 8000/XX.....	1
XP 1880/XX.....	2
XM 7100/XX.....	3
XC 1900/XX.....	4
WATER-BASED DYES.....	5
AC 600/XX.....	5
AC 1810/XX.....	6
AP 1221/XX.....	7
WATER-BASED UNIVERSAL DYES.....	8
AC 2110/XX.....	8
SOLVENT-BASED ANTIQUE DYES.....	9
LO 6675.....	9

SOLVENT-BASED DYES

XM 8000/XX



07 golden yellow



08 amaranth



13 white



14 night blue



25 red



56 cherry



69 orange



70 honey



72 black



76 wenge



80 oak



84 Brenner walnut



87 antique walnut



88 walnut brown



90 mahogany

SOLVENT-BASED DYES

XM 8000/XX



92 walnut



93 pale walnut



96 rosewood



54 yellow



56 Elba blue



58 green

XP 1880/XX



07 yellow



08 red



22 black



90 mahogany



92 walnut

SOLVENT-BASED DYES

XM 7100/XX



04 yellow



13 white



14 dark blue



25 flame red



26 bright red



72 black



87 antique walnut



90 mahogany

SOLVENT-BASED DYES

XC 1900/XX



04 yellow



08 red



14 dark blue



22 black



25 light red



42 green



69 orange



89 teak



90 mahogany



92 walnut



95 dark walnut



96 rosewood

WATER-BASED DYES

AC 600/XX



07 golden yellow



08 red



09 orange



13 white



14 blue



17 pale yellow



39 Indian red



42 green



56 cherry



72 black



76 wenge



84 Brenner walnut



87 antique walnut



90 mahogany



93 light walnut

WATER-BASED DYES

AC 600/XX



94 medium walnut

AC 1810/XX



07 golden yellow



13 white



14 blue



22 black



26 bright red



56 cherry



76 wenge



93 pale walnut



94 medium walnut

WATER-BASED DYES

AP 1221/XX



07 golden yellow



08 red



09 orange



22 black



56 cherry



76 wenge



92 walnut



95 dark walnut

WATER-BASED UNIVERSAL DYES

AC 2110/XX



07 golden yellow



13 white



14 blue



22 black



26 bright red

Below, some examples of colours obtained by mixing the basic dyes



cream
AC 2110/13 97,7% + AC 2110/07 0,8 % + AC 2110/26 0,8 % + AC 2110/22 0,7 %



gray
AC 2110/13 92 % + AC 2110/22 8 %



orange
AC 2110/07 70 % + AC 2110/26 30 %



green
AC 2110/07 56 % + AC 2110/14 36 % + AC 2110/22 8 %



red walnut
AC 2110/07 30 % + AC 2110/07 2,6 % + AC 2110/26 1,4 %



mahogany
AC 2110/07 19 % + AC 2110/26 65 % + AC 2110/22 16 %



dark walnut
AC 2110/07 30 % + AC 2110/26 30 % + AC 2110/22 40 %



peach
AC 2110/13 96 % + AC 2110/07 2,6 % + AC 2110/26 1,4 %



sage
AC 2110/13 92 % + AC 2110/07 4 % + AC 2110/14 3,2 % + AC 2110/22 0,8 %

WATER-BASED UNIVERSAL DYES

AC 2110/XX



honey
AC 2110/07 81 % + AC 2110/26 14 % + AC 2110/22 5 %



blond walnut
AC 2110/07 60 % + AC 2110/26 28 % + AC 2110/22 12 %



brown black
AC 2110/26 23 % + AC 2110/22 77 %

SOLVENT-BASED ANTIQUE DYES

LO 6675



34 gold

ADDITIONAL INFORMATION

XM 8000/XX

Solvent based concentrated stains for general purpose, to be applied directly on bare wood after dilution. Suitable for panels, fitted furniture, doors, etc. Application method: spray, spray and wiping, roller coater (with proper binder).

XP 1880/XX

Solvent based stains to be applied directly on bare wood. Very good harmonizing properties, excellent pore wetting. Particularly recommended for old style or reproduction furniture, to which they confer a unique antique look. Application method: brush, wiping, spray and wiping.

XM 7100/XX

Solvent based concentrated stains for general purpose, to be applied directly on bare wood after dilution. Good harmonizing effect. Suitable for panels, fitted furniture, doors etc. Pastel colors can be obtained by blending XM 7100/13, white stain, with another XM 7100 stain of the desired shade. Application method: spray.

XC 1900/XX

Solvent based concentrated stains specially recommended for tinting polyurethane and nitrocellulose coatings, for staining/harmonizing purposes. They may also be used as shading stains (spray colors) between basecoat and topcoat. Application method: add from 0,5 to 4% into basecoats or topcoats according to the color desired.

AC 600/XX

Waterborne concentrated stains for general purpose, to be applied directly on bare wood after dilution. Particularly suitable for dipping application on chairs and turned parts. Application method: by dipping (with binder XX 4130), spray, spray and wiping, brush, roller coater (check the technical data sheet).

AC 1810/XX

Harmonising stain, can be covered specially with water-based coatings, harmonising effect on uneven woods, can be diluted with water and alcohol. Application method: automatic and manual spray guns, dipping (with proper binder).

AP 1221/XX

Waterborne harmonizing glaze specially suitable for oak furniture and reproduction furniture. Excellent harmonizing effect on uneven wood. Better pore filling and limited fibre raising than with conventional waterborne stains thanks to its high solids content. Application method: spray and wiping.

AC 2110/XX

Waterborne concentrated stains for general purpose. Overcoatable with waterborne and solvent borne coatings, without bleeding. Harmonising effect on uneven wood, high transparence, brightness and excellent pore marking.

L06675/34

Gold antique stain suitable on surfaces coated with polyurethane coatings. Recommended for assembled furniture, kitchen doors, picture frames. Application method: spray gun.